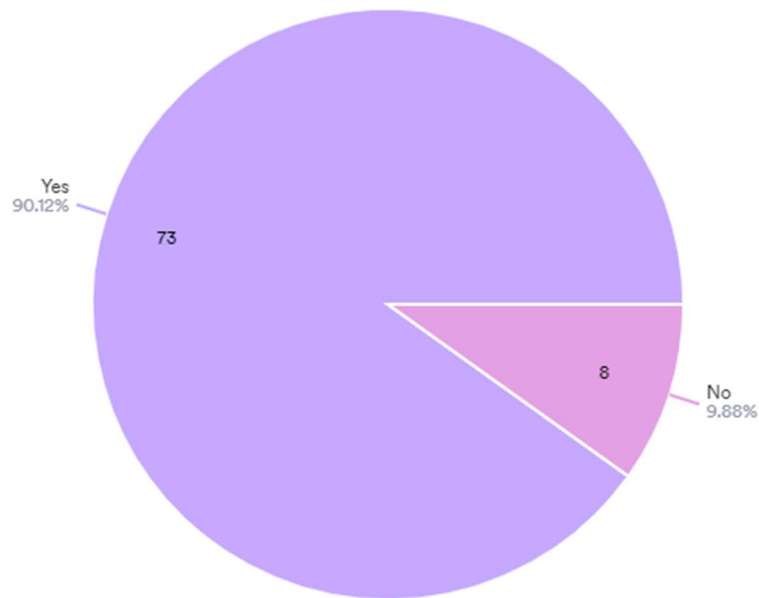


COVID-19 Survey Results

- Have you attended church In-Person since Covid-19 lockdowns and social distancing began last March (2020)?

Have you attended church In-Person since Covid-19 lockdo...

81 Responses- 0 Empty

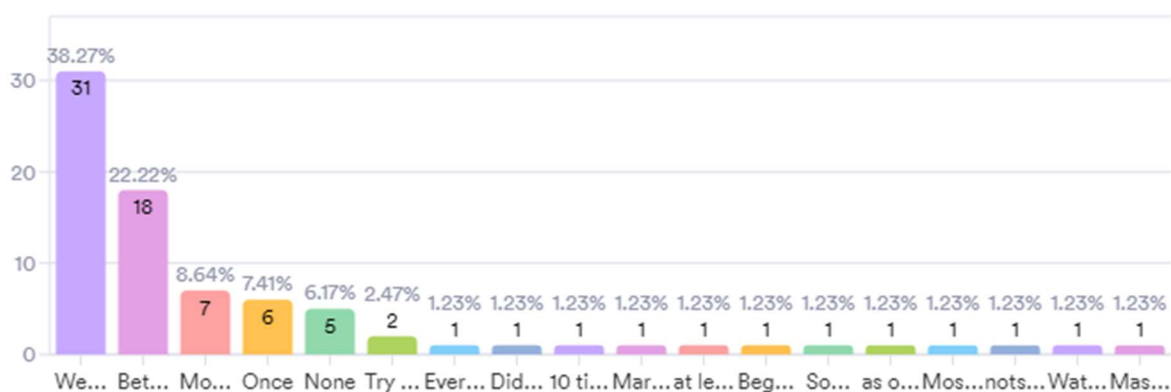


Data	Response	%
Yes	73	90.12%
No	8	9.88%

- How often have you attended worship "IN-PERSON" since last March (2020)?

How often have you attended worship "IN-PERSON" since I...

81 Responses- 0 Empty

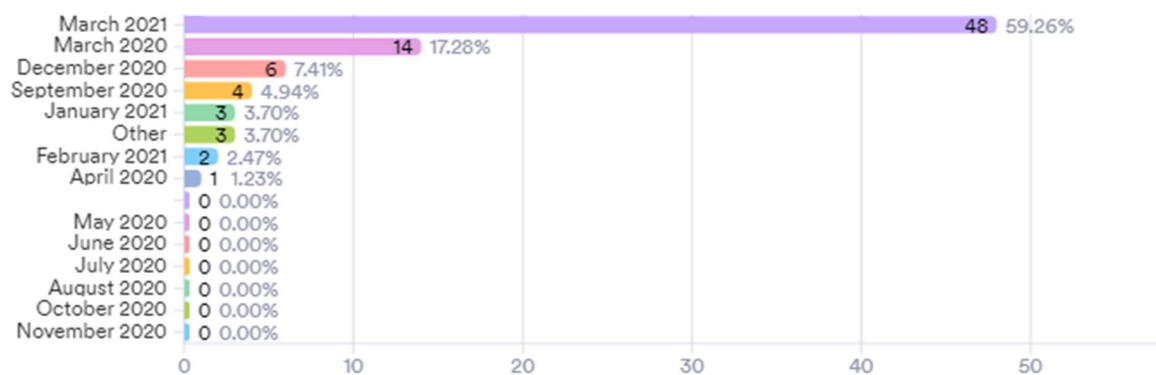


Data	Response	%
Weekly	31	38.27%
Between 2-5 times a month	18	22.22%
Monthly	7	8.64%
Once	6	7.41%
None	5	6.17%
Try a couple times a month	2	2.47%
Every other week	1	1.23%
Didn't. Came back on Thurs until Sunday School	1	1.23%
10 times	1	1.23%
March - April 2020 online, May - currently monthly	1	1.23%
at least twice a month..was at another church in...	1	1.23%
Began in person attendance in October	1	1.23%
Somewhere between weekly and monthly	1	1.23%
as often as possible, more than monthly, but less...	1	1.23%
Mostly weekly with some exceptions	1	1.23%
not sure try 2 times a month try to get more ho...	1	1.23%
Watched on-line until in-person began. Genera...	1	1.23%
Mask only churches	1	1.23%

- When was the last time you attended church "In-Person"?

When was the last time you attended church "In-Person"?

81 Responses- 0 Empty

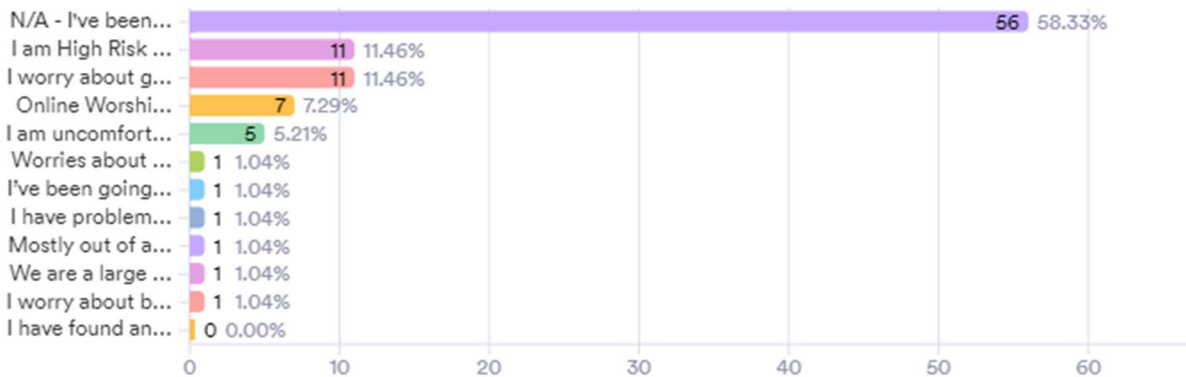


Data	Response	%
March 2021	48	59.26%
March 2020	14	17.28%
December 2020	6	7.41%
September 2020	4	4.94%
January 2021	3	3.70%
Other	3	3.70%
February 2021	2	2.47%
April 2020	1	1.23%
	0	0.00%
May 2020	0	0.00%
June 2020	0	0.00%
July 2020	0	0.00%
August 2020	0	0.00%
October 2020	0	0.00%
November 2020	0	0.00%

- If you have NOT been to church since Covid-19 began or stopped coming, what is keeping you away? (Please check all that apply)

If you have NOT been to church since Covid-19 began or st...

96 Responses- 0 Empty

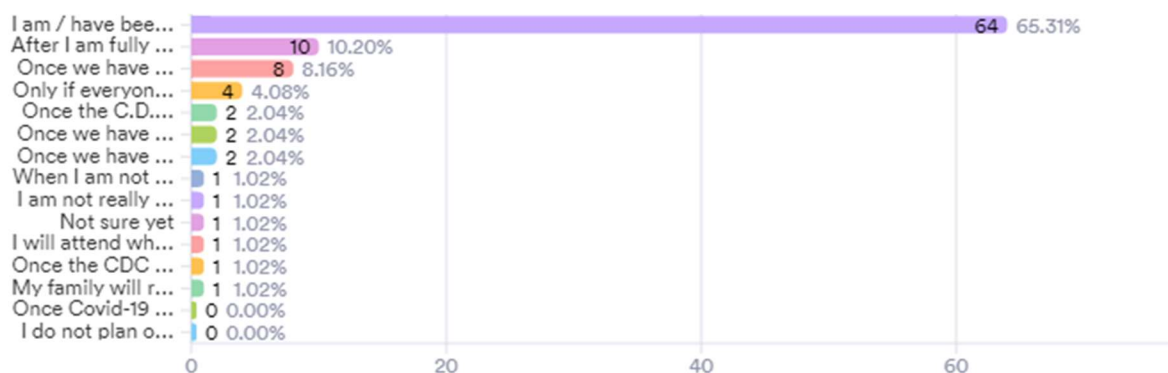


Data	Response	%
N/A - I've been attending	56	58.33%
I am High Risk (age & health)	11	11.46%
I worry about getting Covid-19	11	11.46%
Online Worship is more convenient	7	7.29%
I am uncomfortable with the church's current gathering	5	5.21%
Worries about getting others sick. We have children	1	1.04%
I've been going ever week	1	1.04%
I have problems wearing mask for extended periods	1	1.04%
Mostly out of area, so online is great!	1	1.04%
We are a large family and are attending online	1	1.04%
I worry about being asymptomatic and spreading it	1	1.04%
I have found another church	0	0.00%

- If you have NOT been back to church, when will you feel comfortable coming back? (Please check all that apply)

If you have NOT been back to church, when will you feel co...

98 Responses- 0 Empty

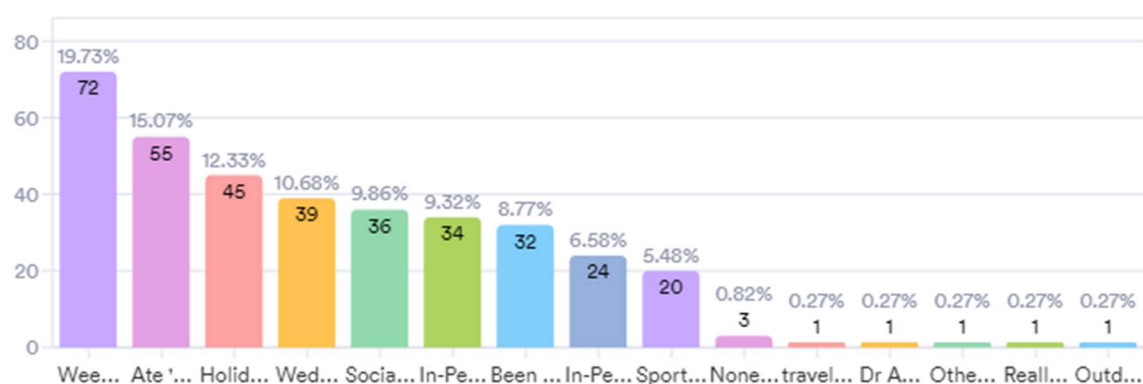


Data	Response	%
I am / have been back to church	64	65.31%
After I am fully vaccinated	10	10.20%
Once we have reached herd immunity (at least ...	8	8.16%
Only if everyone is required to wear a mask at ...	4	4.08%
Once the C.D.C. or government says it's safe	2	2.04%
Once we have reached herd immunity (at least ...	2	2.04%
Once we have reached herd immunity (at least ...	2	2.04%
When I am not required to wear a mask	1	1.02%
I am not really sure when but i do miss church ...	1	1.02%
Not sure yet	1	1.02%
I will attend when in the area	1	1.02%
Once the CDC says we no longer need six feet ...	1	1.02%
My family will return once the mask requireme...	1	1.02%
Once Covid-19 has a full cure / is eradicat...	0	0.00%
I do not plan on coming back (If this, please list...	0	0.00%

- Which events have you participated in since last March?(Please check all that apply)

Which events have you participated in since last March?(Pl...

365 Responses- 0 Empty

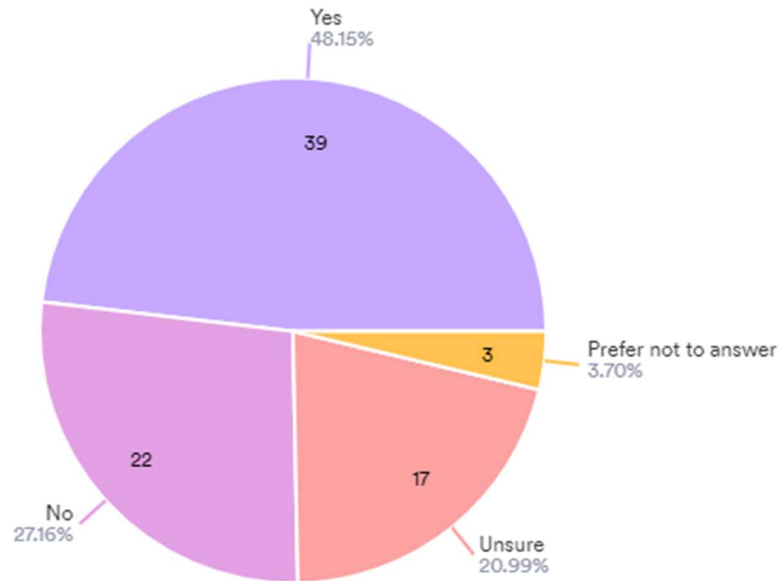


Data	Response	%
Weekly Trips to the grocery store	72	19.73%
Ate 'OUT' at a restaurant	55	15.07%
Holiday Parties with friends or family	45	12.33%
Weddings / Funeral	39	10.68%
Social Gatherings / Parties	36	9.86%
In-Person Work	34	9.32%
Been to a Tavern / Pub / Bar	32	8.77%
In-Person Schooling	24	6.58%
Sporting Events of any kind	20	5.48%
None of the Above	3	0.82%
travel on plane	1	0.27%
Dr Appointments	1	0.27%
Others have visited at house; been to Pastor's!	1	0.27%
Really not sure how this is useful because of a ...	1	0.27%
Outdoor activities, small gatherings with famili...	1	0.27%

- Have you been or do you plan on being vaccinated from Covid-19?

Have you been or do you plan on being vaccinated from Co...

81 Responses- 0 Empty



Data	Response	%
Yes	39	48.15%
No	22	27.16%
Unsure	17	20.99%
Prefer not to answer	3	3.70%

- If are / or plan on being vaccinated, is there anything that is keeping you from attending worship "In-Person"?

If are / or plan on being vaccinated, is there anything that i...

81 Responses- 0 Empty

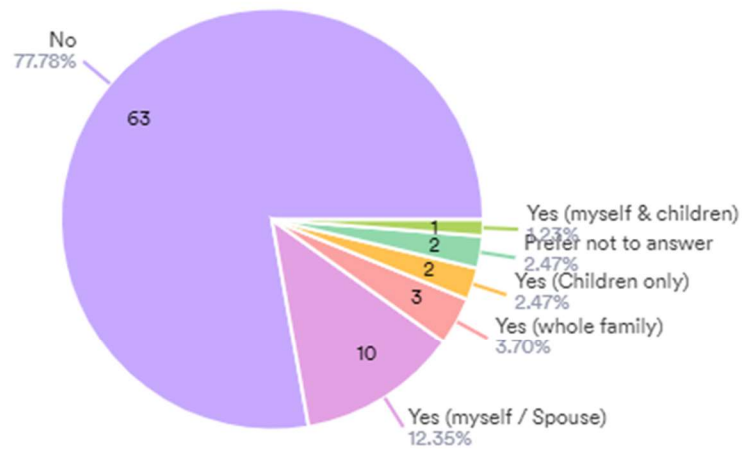


Data	Response	%
No	66	81.48%
Prefer not to answer	3	3.70%
Yes	2	2.47%
Not getting vaccine	1	1.23%
Do not plan on getting a vaccination	1	1.23%
Health conditions	1	1.23%
Already going to church	1	1.23%
Still a bit nervous	1	1.23%
Still hesitant	1	1.23%
yes, we want to be respectful limited space in ...	1	1.23%
I will not be getting the vaccination any time s...	1	1.23%
All mask 😊 m	1	1.23%
Children are not yet vaccinated	1	1.23%

- Have you or your immediate family tested positive for Covid-19 in the last year?

Have you or your immediate family tested positive for Covi...

81 Responses- 0 Empty

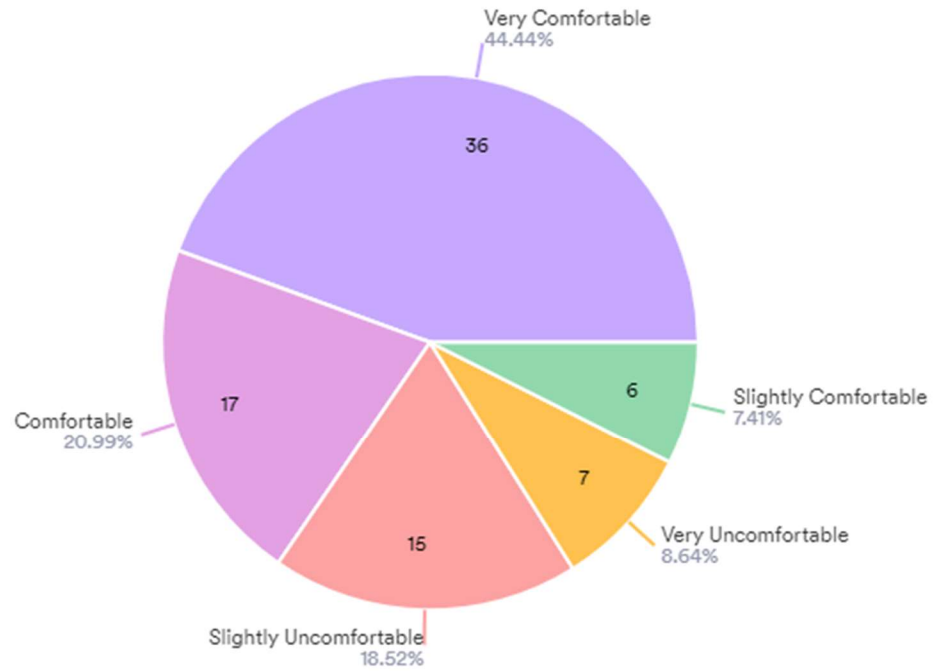


Data	Response	%
No	63	77.78%
Yes (myself / Spouse)	10	12.35%
Yes (whole family)	3	3.70%
Yes (Children only)	2	2.47%
Prefer not to answer	2	2.47%
Yes (myself & childr...	1	1.23%

- How comfortable are you sitting next to someone at church?

How comfortable are you sitting next to someone at church?

81 Responses- 0 Empty

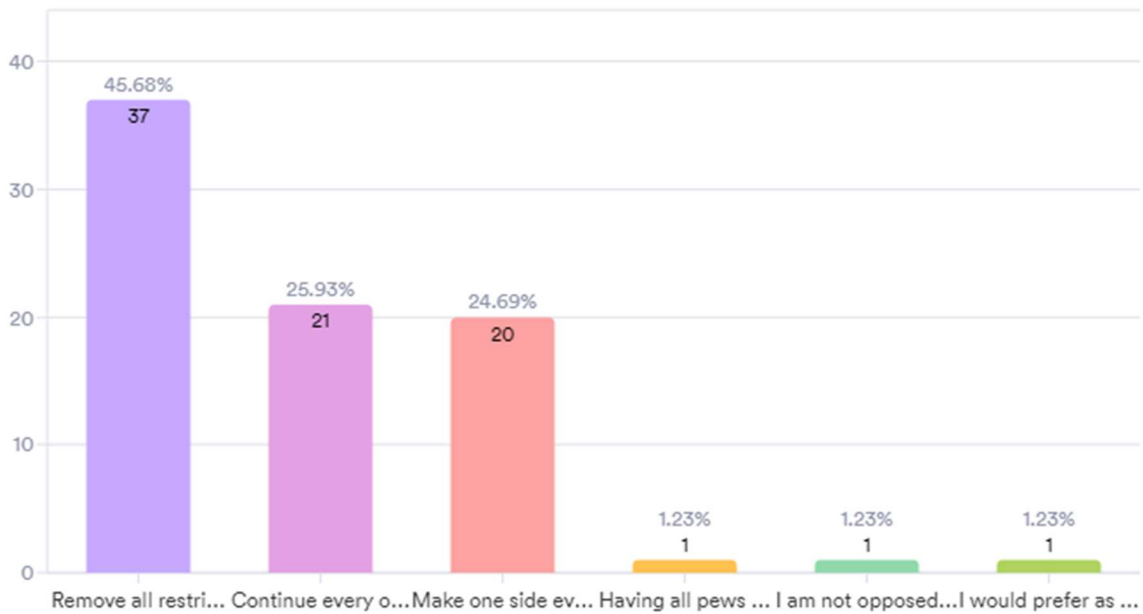


Data	Response	%
Very Comfortable	36	44.44%
Comfortable	17	20.99%
Slightly Uncomfortable	15	18.52%
Very Uncomfortable	7	8.64%
Slightly Comfortable	6	7.41%

- Which of the following would you be MOST comfortable with, if we made changes to the seating arrangement Post-Easter?

Which of the following would you be MOST comfortable wi...

81 Responses- 0 Empty

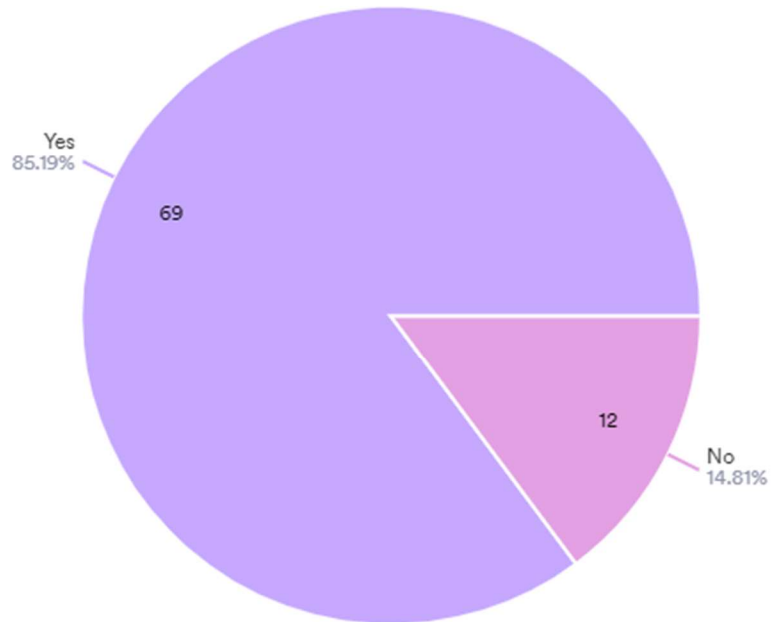


Data	Response	%
Remove all restrictions on seating	37	45.68%
Continue every other pew	21	25.93%
Make one side every other pew, but open the other side	20	24.69%
Having all pews open should be fine if only people are vaccinated	1	1.23%
I am not opposed to removing restrictions, but I would prefer as is until the CDC lifts the social distancing requirements	1	1.23%
I would prefer as is until the CDC lifts the social distancing requirements	1	1.23%

- Do you currently or have you used our Live-Stream Online Worship?

Do you currently or have you used our Live-Stream Online ...

81 Responses- 0 Empty

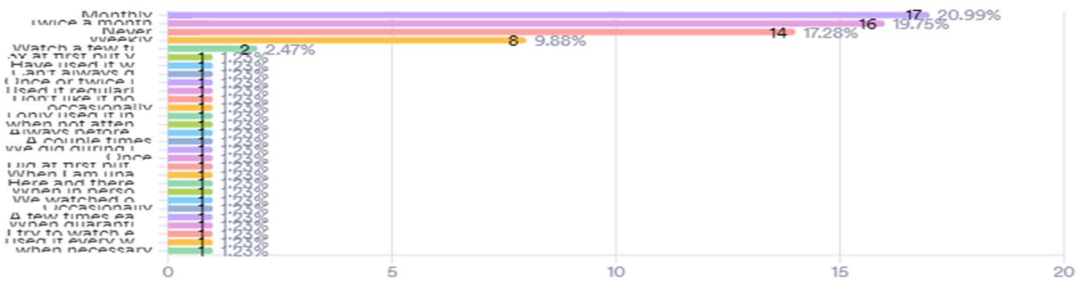


Data	Response	%
Yes	69	85.19%
No	12	14.81%
We offer a Live Stream of worship at St. John?	0	0.00%

- How often do you use the Live Stream Online Worship?

How often do you use the Live Stream Online Worship?

81 Responses- 0 Empty

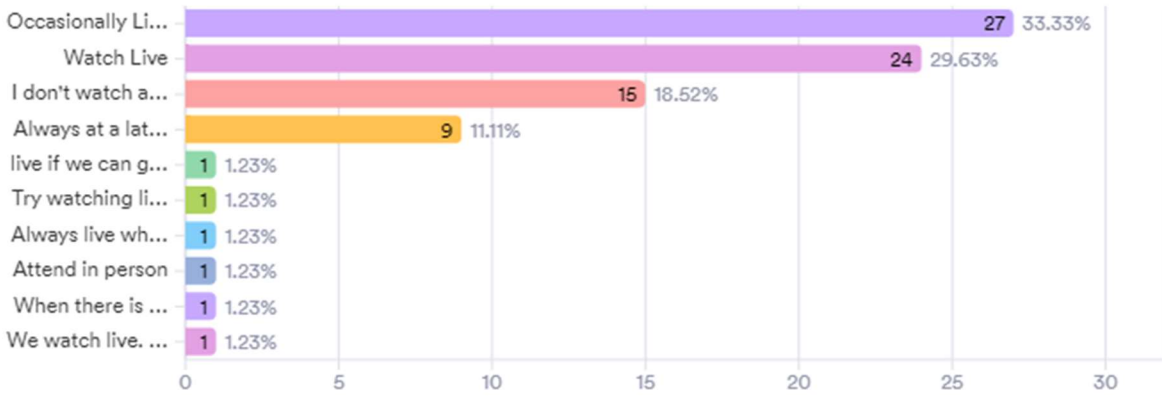


Data	Response	%
Monthly	17	20.99%
Twice a month	16	19.75%
Never	14	17.28%
Weekly	8	9.88%
Watch a few times	2	2.47%
3x at first but very poor quality	1	1.23%
Have used it while staying in AZ for two months	1	1.23%
Can't always get it	1	1.23%
Once or twice in the last year or so	1	1.23%
Used it regularly early on now I attend mostly ...	1	1.23%
Don't like it poor quality	1	1.23%
occasionally	1	1.23%
i only used it in the beginning and maybe a few...	1	1.23%
when not attending church-lenten service som...	1	1.23%
Always before October; haven't since attendin...	1	1.23%
A couple times	1	1.23%
We did during lockdown, when we are not in t...	1	1.23%
Once	1	1.23%
Did at first but attend in person as soon as we ...	1	1.23%
When I am unable to be at church	1	1.23%
Here and there as needed	1	1.23%
When in person was not an option	1	1.23%
We watched online a couple times before we r...	1	1.23%
Occasionally	1	1.23%
A few times early in the pandemic	1	1.23%
When quarantined	1	1.23%
I try to watch every week but sometimes have ...	1	1.23%
Used it every week until in-person opened up.	1	1.23%
when necessary	1	1.23%

- Do you actually watch the Live-Streaming, "Live" or do you watch at a later time?

Do you actually watch the Live-Streaming, "Live" or do you ...

81 Responses- 0 Empty

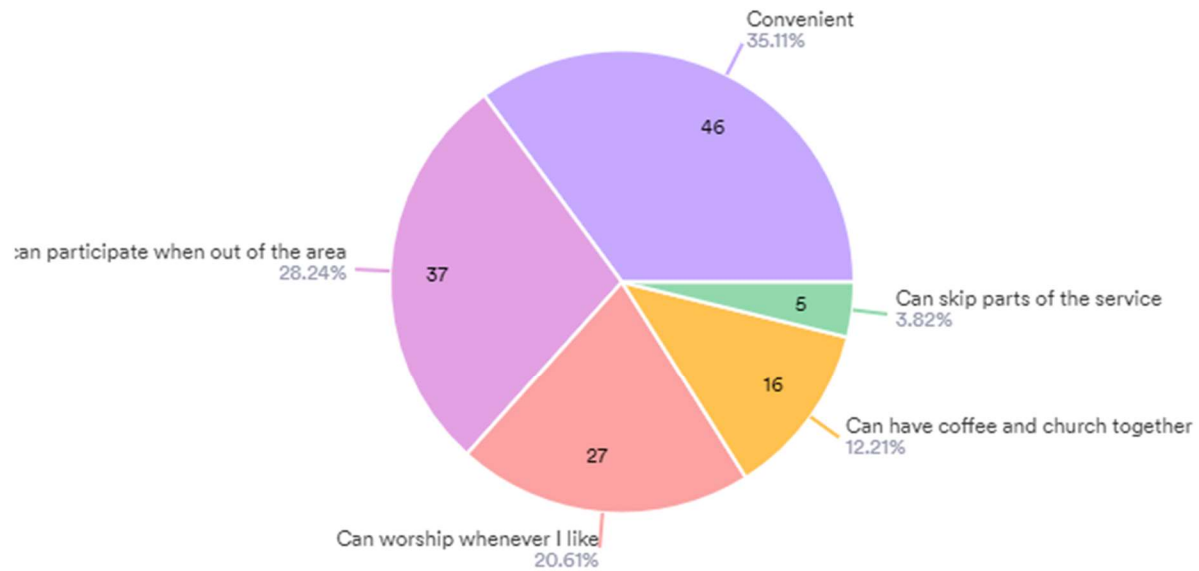


Data	Response	%
Occasionally Live, sometime later	27	33.33%
Watch Live	24	29.63%
I don't watch at all	15	18.52%
Always at a later time	9	11.11%
live if we can get it	1	1.23%
Try watching live too unreliable	1	1.23%
Always live when using video	1	1.23%
Attend in person	1	1.23%
When there is only the screen and people are n...	1	1.23%
We watch live. There is not an other option for ...	1	1.23%

- What do you like about the Live Streaming? (Please check all that apply)

What do you like about the Live Streaming? (Please check ...

131 Responses- 0 Empty

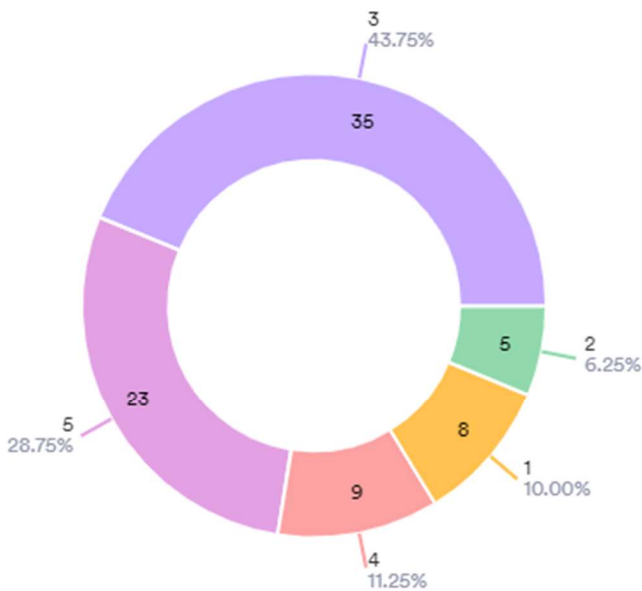


Data	Response	%
Convenient	46	35.11%
Still can participate when out of the area	37	28.24%
Can worship whenever I like	27	20.61%
Can have coffee and church together	16	12.21%
Can skip parts of the service	5	3.82%

- How would you feel if we ended Live-Streaming and went to a recording only and uploading the service a day later?

How would you feel if we ended Live-Streaming and went t...

80 Responses- 1 Empty

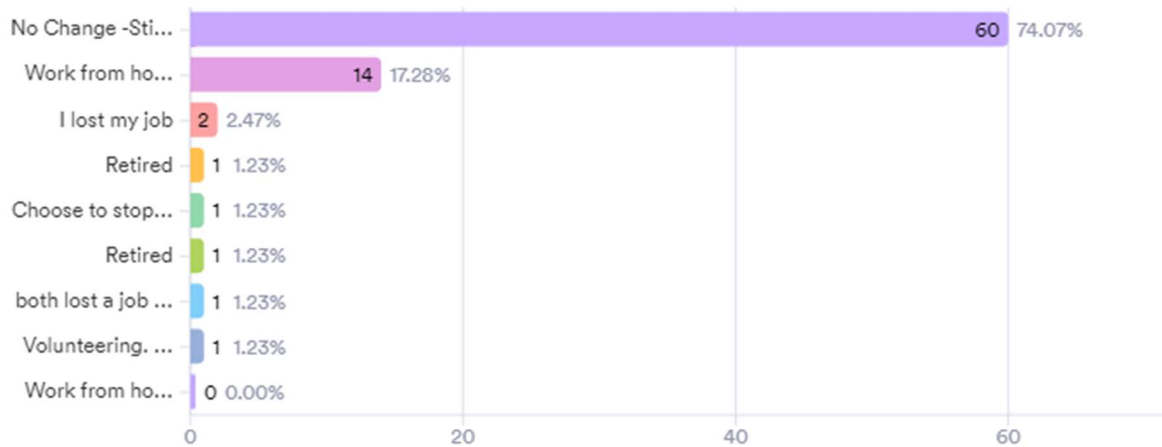


Data	Response	%
3	35	43.75%
5	23	28.75%
4	9	11.25%
1	8	10.00%
2	5	6.25%

- Since last March when Covid-19 really hit, which of the following best describes your current employment situation?

Since last March when Covid-19 really hit, which of the foll...

81 Responses- 0 Empty

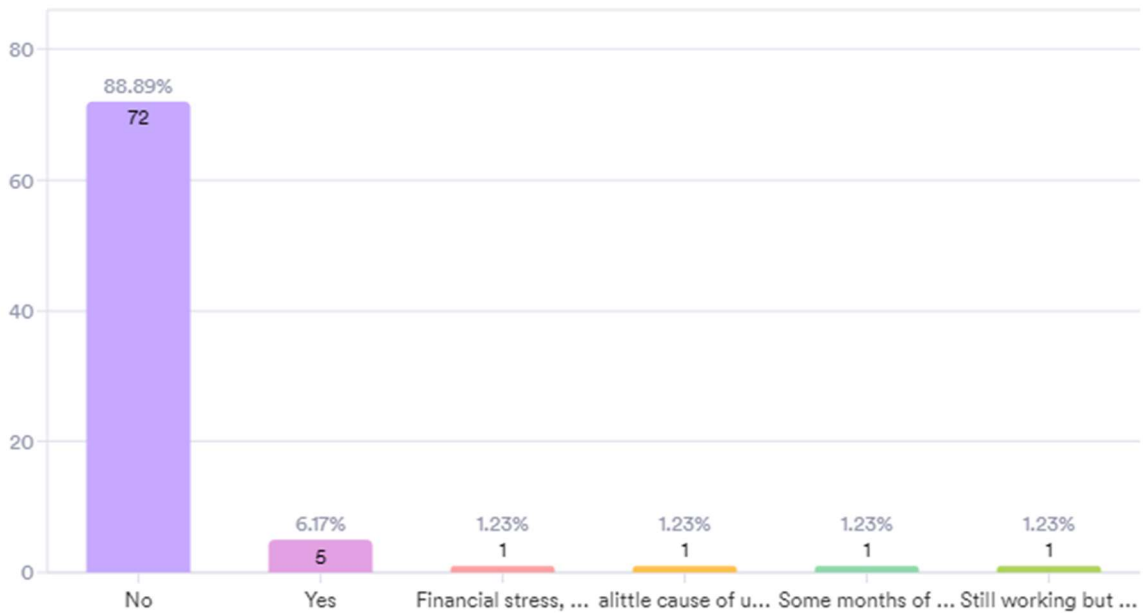


Data	Response	%
No Change -Still go into work / retir...	60	74.07%
Work from home now - the same ho...	14	17.28%
I lost my job	2	2.47%
Retired	1	1.23%
Choose to stop working to focus on childcare	1	1.23%
Retired	1	1.23%
both lost a job and also ws unemployment 4 mo...	1	1.23%
Volunteering. Have not for 1 year	1	1.23%
Work from home now - less ho...	0	0.00%

- Have you experienced any financial stress or burdens over the last year due to Covid-19?

Have you experienced any financial stress or burdens over t...

81 Responses- 0 Empty

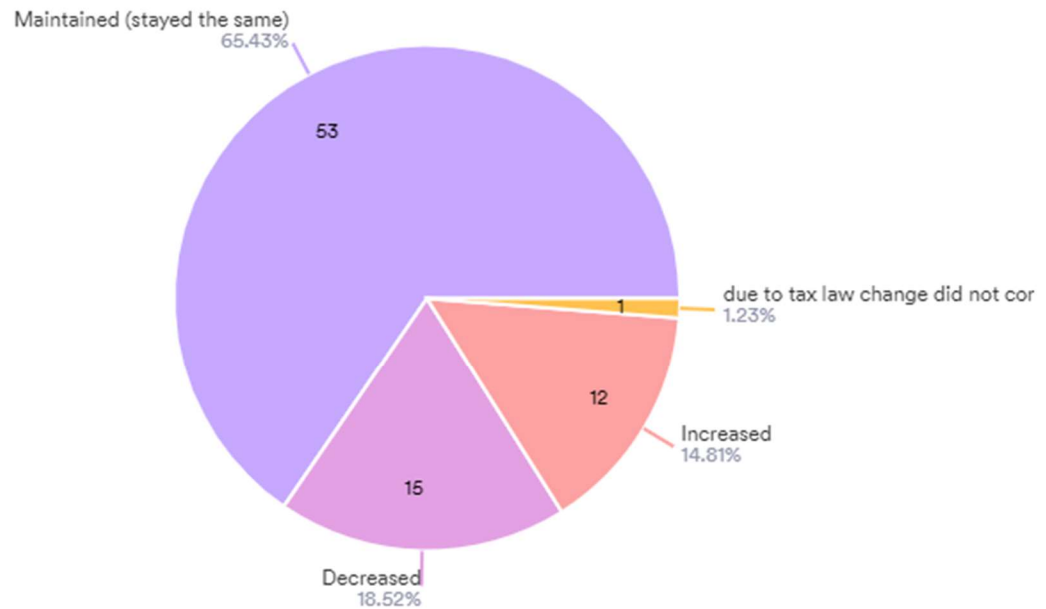


Data	Response	%
No	72	88.89%
Yes	5	6.17%
Financial stress, yes. But can't say it's due to co...	1	1.23%
alittle cause of unemployment	1	1.23%
Some months of unemployment	1	1.23%
Still working but job is not secure yet	1	1.23%

- During the last year, has your tithing to the church:

During the last year, has your tithing to the church:

81 Responses- 0 Empty

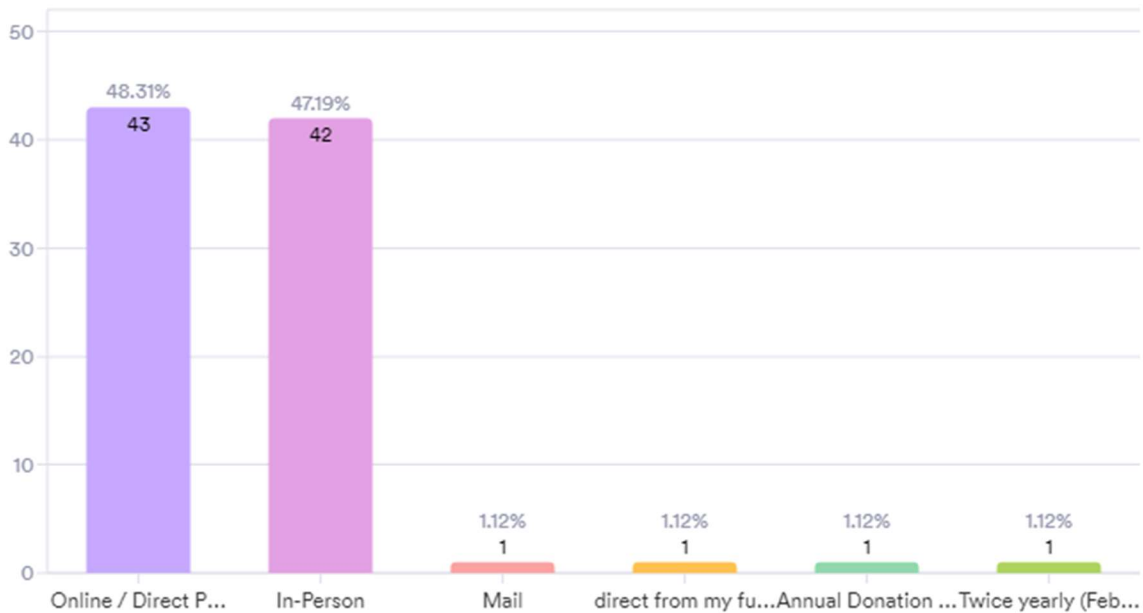


Data	Response	%
Maintained (stayed the same)	53	65.43%
Decreased	15	18.52%
Increased	12	14.81%
due to tax law change did not contribute last y...	1	1.23%

- What ways do you typically tithe to the church? (Check all that apply)

What ways do you typically tithe to the church? (Check all ...

89 Responses- 0 Empty

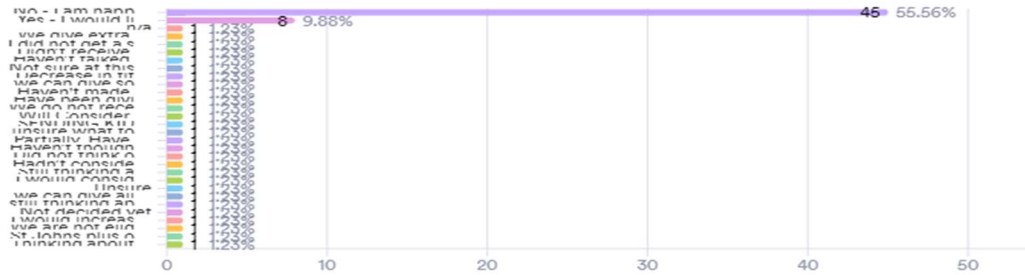


Data	Response	%
Online / Direct Payment	43	48.31%
In-Person	42	47.19%
Mail	1	1.12%
direct from my funds to the church so I avoid c...	1	1.12%
Annual Donation QCD	1	1.12%
Twice yearly (Feb and Nov)	1	1.12%

- Have considered using the Stimulus check as additional offering, to bless the growing ministry needs at St. John?

Have considered using the Stimulus check as additional off...

81 Responses- 0 Empty



Data	Response	%
No - I am happy with my current givi...	45	55.56%
Yes - I would like to bless the ministry at St. Jo...	8	9.88%
n/a	1	1.23%
We give extra occasionally	1	1.23%
I did not get a stimulus check	1	1.23%
Didn't receive one	1	1.23%
Haven't talked to spouse about it	1	1.23%
Not sure at this time	1	1.23%
Decrease in tithe is for to situation other than c...	1	1.23%
we can give some from it but mostly need it for...	1	1.23%
Haven't made a plan for the stimulus money yet	1	1.23%
Have been giving to other charities also	1	1.23%
We do not receive a stimulus check	1	1.23%
Will Consider Project Giving	1	1.23%
SENDING KIDS TO CAMP LUTHER	1	1.23%
unsure what to do with it.	1	1.23%
Partially. Have made another personal commit...	1	1.23%
Haven't thought of it	1	1.23%
Did not think of doing this before this survey b...	1	1.23%
Hadn't considered this, but will definitely give i...	1	1.23%
Still thinking about it	1	1.23%
I would consider giving some of it	1	1.23%
Unsure	1	1.23%
we can give alittle extra	1	1.23%
still thinking about it	1	1.23%
Not decided yet	1	1.23%
I would increase my offering	1	1.23%
We are not eligible to receive the current stimu...	1	1.23%
St Johns plus other churches we attended duri...	1	1.23%
Thinking about more	1	1.23%