



We are saved only through Jesus, God's Son. In our Bible lesson, we learn how God healed the Israelites who trusted in him.


Story Review Questions

1. What did God do to show the Israelites that complaining is a sin?
[He sent poisonous snakes to bite them.]
2. The Israelites needed help, and only God could help them.
What did God tell Moses to do?
[Make a snake and put it on a pole.]
3. What did God say the Israelites who were bitten should do?
[Look at the snake and they would live.]
4. God healed the Israelites who trusted in him and looked at the bronze snake. What problem do we have?
[Our sins.]
5. We are saved from our sins only through God's Son, and his name is...
[Jesus].



Action Rhyme

- Eyes of faith** (point to eyes)
Look and see. (hold hand above eyes; look around)
God sent his Son (make a cross with index fingers)
For you and me. (point to others; then self)



Snake Story Pictures

- Use pages 1 & 2 from Lesson 12 Activity PDF
- Color and cut out pictures
- Place the pieces of the snake in order
- Attach the pieces by either using tape or glue stick
OR
You can also punch holes and use brass fasteners or yarn to attach (This snake will bend and move.)

Snakes in the Bible

Can you think of other Bible stories that involved snakes? See if you can find the snakes in the following Bible chapters:

Genesis 3

Exodus 4:1-5; 7:8-13

Hidden Picture

- Use page 3 from Lesson 12 Activity PDF
- Name a sin and color one of the snakes to represent that sin.
- Repeat for each of the snakes.
- Now using a different color, color in the boxes that have snakes (or parts of snakes) in them.

This will reveal the cross—a reminder that we are saved only through Jesus, God's Son.

Want to share your artwork with us?

Email a picture of your Sunday School craft to office@gsholmen.org

*We will be showing pictures sent to us on the Church Screens during announcements