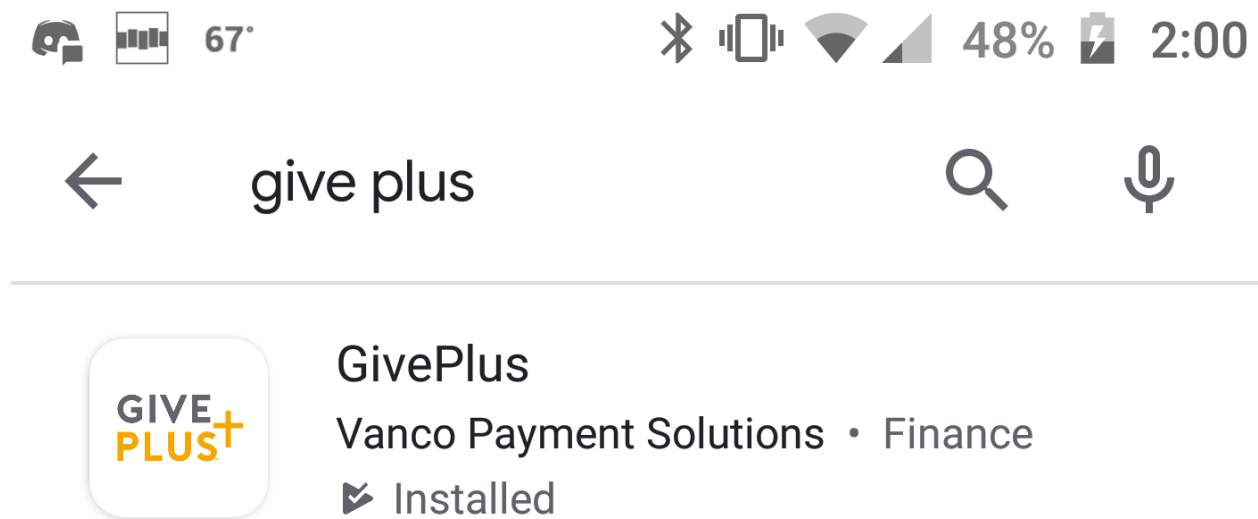
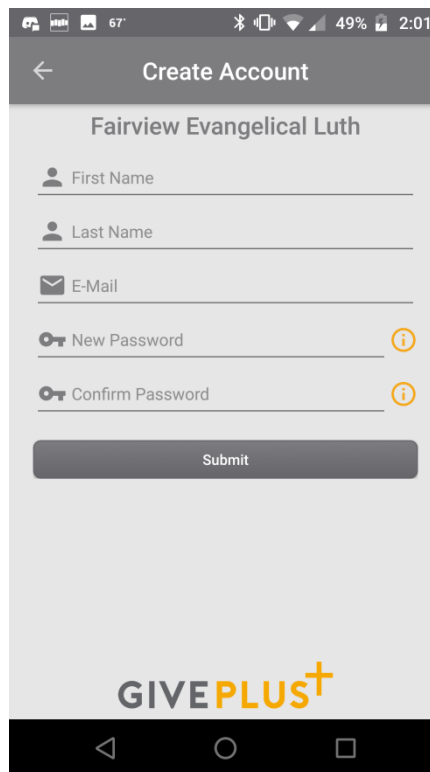
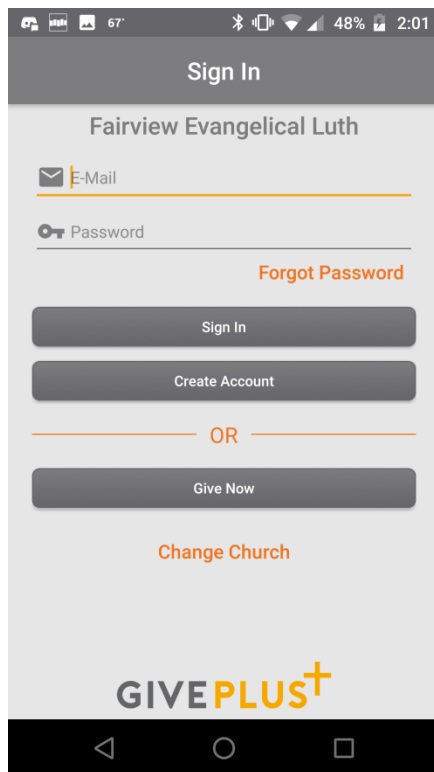


GivePlus Instructions

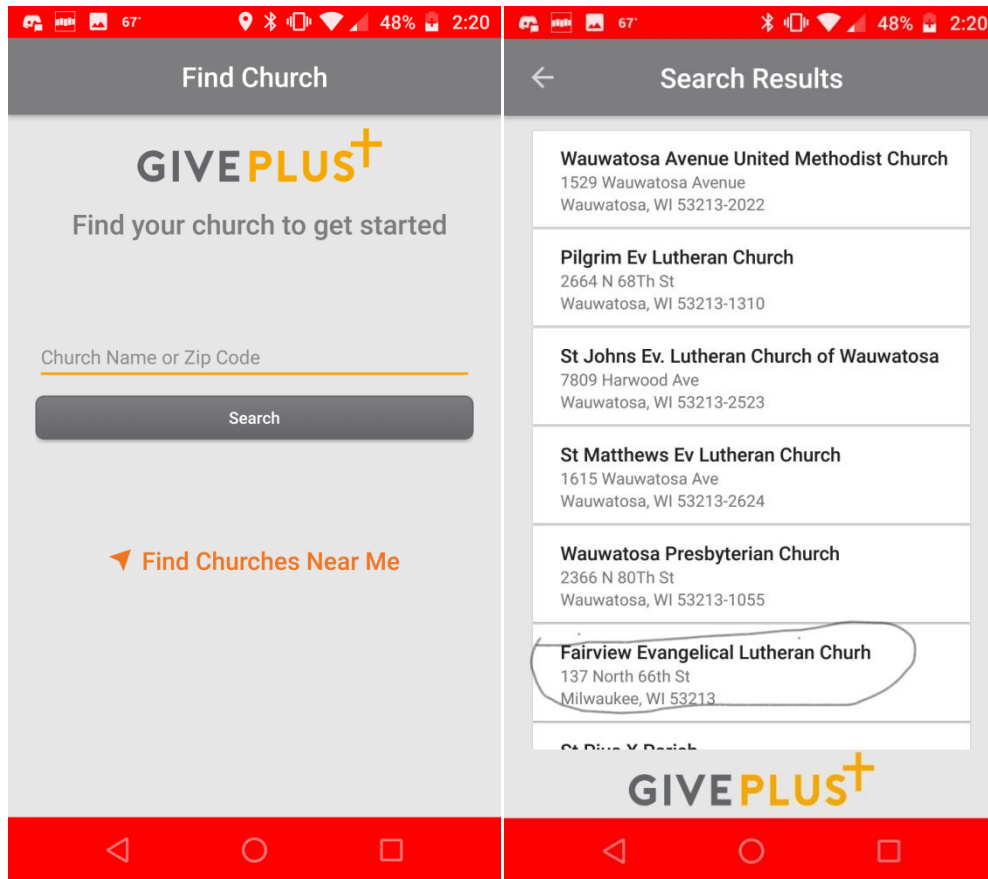
Search for the GivePlus app on the Google Play Store (Android) or App Store (Apple) and download the app. The screenshots below were taken on an Android phone, but should look very similar on an iPhone or iPad.



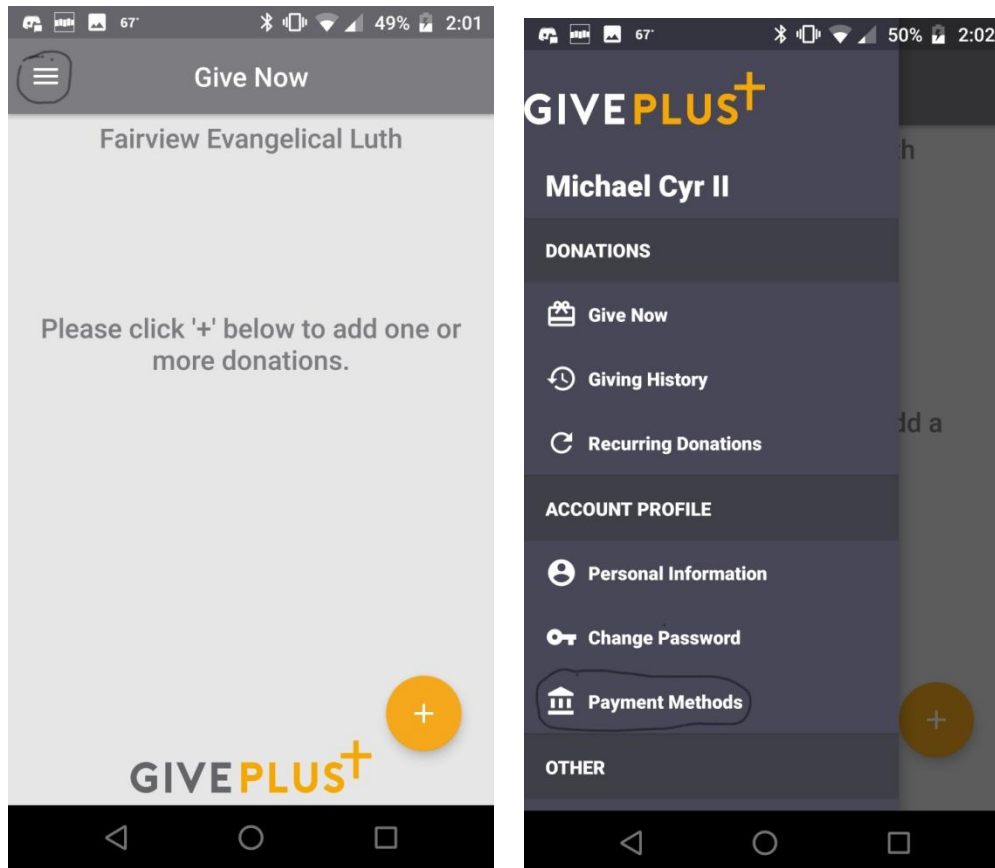
Once downloaded, create an account.



When you search for Fairview Lutheran Church, search by the ZIP Code 53213.



Once you've selected Fairview, you'll be greeted with the screen below. To set up a method of payment, tap on the three lines in the top left-hand corner.



Within payment methods, you will be prompted to insert debit/credit card information, or checking/saving account information.

Debit/Credit Card:

67° 50% 2:02

Payment Information

Fairview Evangelical Luth

Card Details

Card Number* CVV*

Month* Year*

Billing Address

Name*

Address Line 1*

City*

State* Zip*

For your convenience, we will store your account details for future use.

Save

Checking/Saving Account:

67° 50% 2:02

Account Information

Fairview Evangelical Luth

Account Details

☒ Checking ☐ Savings

Routing Number*

Account Number*

Customer Address

Name*

Address Line 1*

Address Line 2

City*

State* Zip*

For your convenience, we will store your account details for future use.

Save

Once you have inserted your payment instructions, when you touch the + sign on the bottom-right part of the screen, you will be sent to the screen below. This will allow you to insert the amount you wish to give, as well as an option to make this a recurring donation.

Fund Details

Fairview Evangelical Luth

Fund
General Fund

Frequency

Select Frequency

- One Time
- Weekly
- Biweekly
- Monthly

\$25 \$50 \$100

\$ Other Amount

Add

GIVEPLUS+

When finished, touch add, and on the following screen there will be an arrow on the top right corner. Once pressed, you will be prompted with the screen below to complete your donation.

The screenshot shows a mobile app interface for 'GivePlus+'. At the top, a red status bar displays various icons and the time '2:08' with 53% battery. Below this is a grey header bar with a hamburger menu icon, the title 'Donation Summary', and a close button (X). The main content area is light grey and contains the following information:

- Fairview Evangelical Luth**
- Donor Name**: Michael Cyr II
- Account Number**: [Redacted]

Fund	Amount
General Fund From : 06/06/20	\$25.00 One Time

Total **\$25.00**

A large grey button labeled 'Complete Donation' is positioned below the table. At the bottom of the screen, the 'GIVEPLUS+' logo is displayed in grey and yellow text. The very bottom of the image shows a red navigation bar with three white icons: a back arrow, a circle, and a square.

If you have any questions or concerns regarding GivePlus, please reach out to Michael Cyr at mike.cyr92@gmail.com or by call/text at (414) 306-2108. May God bless your giving!